



Income Tax Department
Government of India

Central Board of Direct Taxes, e-Filing Project

CBDT e-Filing Common Verification Service

Contents

1	Introduction	5
2	Requirements	5
3	Common Verification Service-Introduction.....	6
3.1	Prerequisite.....	6
4	Common Verification Service Registration	6
4.1	Register for Common Verification Service.....	6
5	Common Verification Service-Technical Details	7
5.1	WSDL Definition.....	7
5.2	Operations	8
5.3	Common Verification Service Request.....	8
5.3.1	Request Parameters	8
5.3.2	Sample Request.....	8
5.4	Common Verification Service Response.....	9
5.4.1	Common Verification Service Sample Response	9
5.5	Common Verification Service Error	9
5.5.1	Common Verification Service Sample Error	10
5.6	Audit Record Service–Technical Details.....	10
5.6.1	Audit Record Service WSDL Definition	10
5.6.2	Audit Record Service Operations	10
5.7	Audit Record Service Request	11
5.7.1	Audit Record Service Request Parameters	11
5.7.2	Audit Record Service Sample Request	11
5.8	Audit Record Service Response	11
5.8.1	Audit Record Service Sample Response	12
5.9	Audit Record Service Error	12
5.9.1	Audit Record Service Sample Error.....	12
6	Service Details.....	12
6.1	Service ID (10001)–PAN Verification	12
6.1.1	PAN Verification Service Request Parameters.....	12
6.1.2	List of Search Parameters for PAN Verification	13
6.1.3	PAN Verification Service Sample Request	13
6.1.4	PAN Verification Service Response Parameters	13
6.1.5	List of Result Parameters for PAN Verification Response.....	13
6.1.6	PAN Verification Service Sample Response	14
6.1.7	PAN Verification Service Error Codes	14
6.2	Service ID (10002)–TAN Verification	14
6.2.1	Request Parameters	14
6.2.2	List of Search Parameters for TAN Verification	14
6.2.3	TAN Verification Service Sample Request	14
6.2.4	TAN Verification Service Response Parameters	15
6.2.5	List of Result Parameters for TAN Verification Response.....	15
6.2.6	TAN Verification Service Sample Response	15
6.2.7	TAN Verification Service Error Codes	15

List of Tables

Table 1: List of Services.....	6
Table 2: Common Verification Service–WSDL Properties	7
Table 3: Common Verification Service–Operation Properties	8
Table 4: Common Verification Service–Request Parameters.....	8
Table 5: Common Verification Service–Response Parameters.....	9
Table 6: Common Verification Service–Error Messages	9
Table 7: Audit Record Service-WSDL Properties	10
Table 8: Audit Record Service-Operation Properties.....	10
Table 9: Audit Record Service-Request Parameters	11
Table 10: Audit Record Service-Response Parameters.....	11
Table 11: Audit Record Service-Error Messages	12
Table 12: Request Parameters for PAN Verification	12
Table 13: List of Search Parameters for PAN Verification	13
Table 14: Response Parameters for PAN Verification	13
Table 15: List of Result parameters for PAN Verification	13
Table 16: Common Verification Service–Error Messages.....	14
Table 17: Request Parameters for TAN Verification	14
Table 18: List of Search parameters for TAN Verification	14
Table 19: Response Parameters for TAN Verification	15
Table 20: List of Result Parameters for TAN Verification	15
Table 21: TAN Verification Service–Error Messages	15

List of Abbreviations

The following table represents the abbreviation used in the document:

Abbreviation	Expansion
DSC	Digital Signature Certificate
OASIS	The Organization for the Advancement of Structured Information Standards
PAN	Permanent Account Number
SOAP	Simple Object Access Protocol
TAN	Tax Deduction Account Number
WSDL	Web Services Description Language
WS-Security	Web Service Security
WWW	World Wide Web

1 Introduction

The World Wide Web (WWW) is increasingly being used for communication between applications. The programme interfaces is available over the Web for application-to-application communication named as Web services. There are various types of applications that can be considered Web services, however, interoperability between the applications is enhanced using the technologies such as XML and HTTP. These technologies allow applications using differing languages and platforms to interface in a familiar way.

These Web services are implemented based on The Organization for the Advancement of Structured Information Standards (OASIS) standards. This Web services stack supports WS-Security and WS-Security Policy to configure the security handling.

2 Requirements

- To register the IP address, user must drop an email to e-Filing helpdesk team (efilinghelpdesk@incometax.gov.in) mentioning the User ID and list of IP address. After successful registration, user can invoke the Web service using the Web Services Description Language (WSDL).
- The header of the Simple Object Access Protocol (SOAP) request must contain Username Token and Timestamp. Username Token provides a standard way of representing a username (User ID registered in e-Filing) and password pair with WS-Security.
- The UniqueRequestID in the SOAP request must be unique for each request. The first 10 letters of UniqueRequestID should be the user ID of the requester followed by a hyphen (-) and unique random number.
For example, if requester user ID is EXTA000000 and random number is 123456 then the Unique Request ID will be 'EXTA000000-123456'.
- The request must be digitally signed using the private key of the user. Signature includes key info element that contains X.509 certificate details. To validate the signature details, the following elements must be signed in the SOAP:
 - Timestamp
 - UsernameToken
 - Body

After signing, the request has to be encrypted using the e-Filing's public key.

The following contents are encrypted using the e-Filing's public key:

- UsernameToken
- Body
- To download the e-Filing public key, refer the given link:
https://www.incometaxindiaefiling.gov.in/eFiling/Portal/WebService/ITD_public_key.zip

Note: The e-Filing server validates the request in the following sequence:

1. Check if the username and password is valid. If not, it displays error 'Invalid user id / password'.
 2. Check whether user is authorised to access the Web service URL. If not, it displays error 'You are not authorized to access this Web service'.
 3. The signature element is validated with e-Filing server, if it is invalid; it displays error 'Invalid DSC. Please use the DSC registered with e-Filing'.
 4. If the UniqueRequestId has been used previously then it will display an error 'Duplicate Request. Please submit the request with valid request id'.
- To download the Web service client samples, refer the given link:
https://www.incometaxindiaefiling.gov.in/eFiling/Portal/WebService/CommVerService_CLIENT.zip

3 Common Verification Service-Introduction

The Web service is used for verifying multiple parameters spanning across different request types. This is applicable for registered External Agency users only.

3.1 Prerequisite

To use this service the user needs to be registered in the e-Filing portal as an External Agency user and subscribe to Common Verification Service.

4 Common Verification Service Registration

The External Agency can register for the services available to access the Common Verification Service.

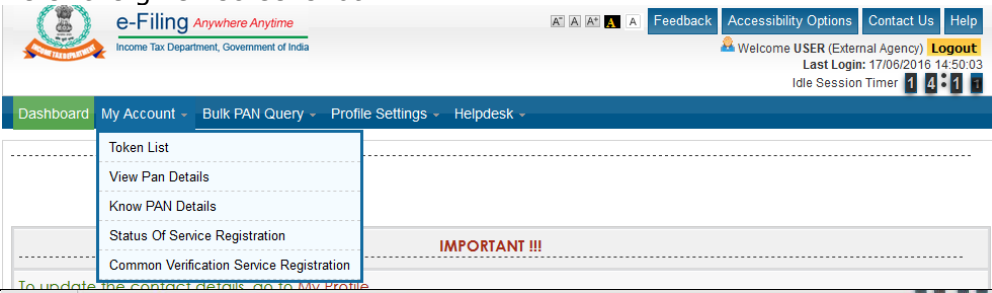
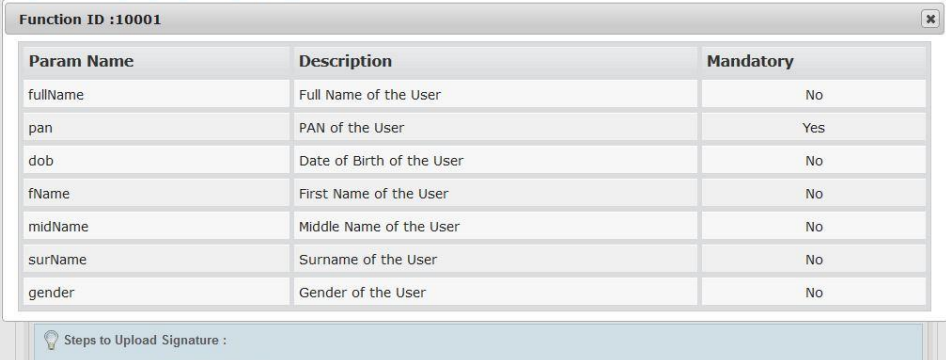
The following table represents the services available for External Agency users.

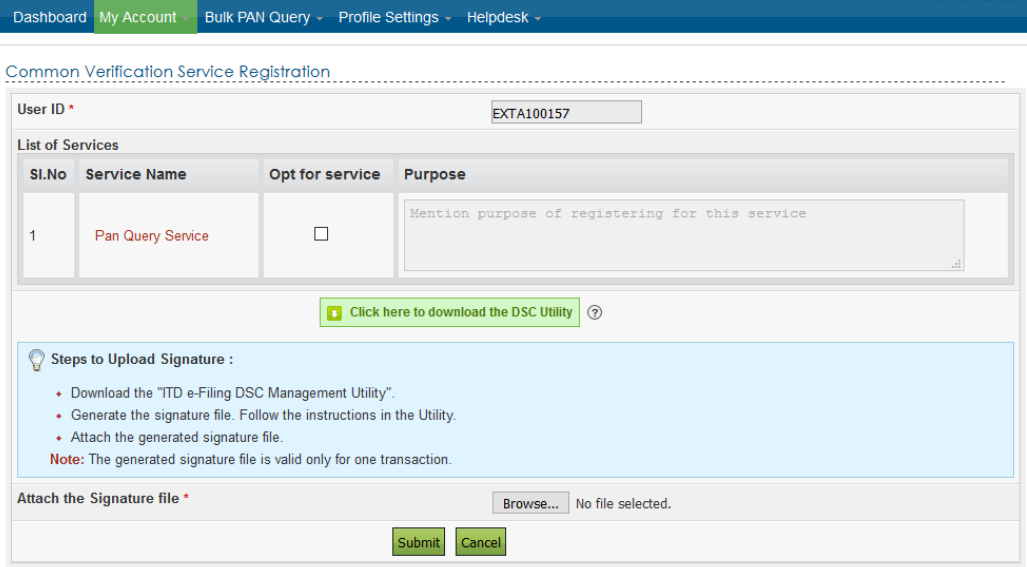
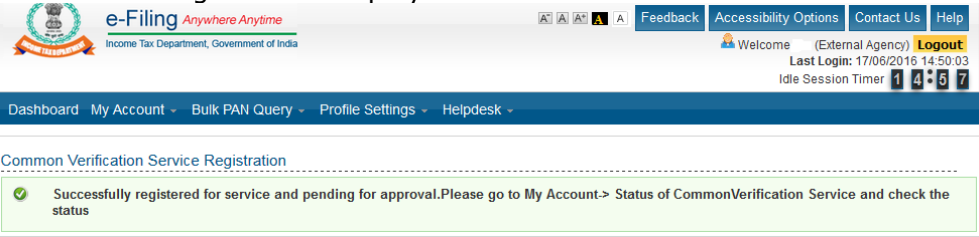
Table 1: List of Services

S.No.	Services	Description
1	PAN Query Service	Refer Service ID (10001)-PAN Verification for further details
2	TAN Query Service	Refer Service ID (10002)-TAN Verification for further details

4.1 Register for Common Verification Service

For External Agency users, perform the following steps to register for Common Verification Service:

Step 1	Visit the 'e-Filing' Portal http://incometaxindiaefiling.gov.in/
Step 2	Enter the 'User ID*', 'Password*'. Click 'Login'.
Step 3	<p>Navigate to the 'My Account' tab -> Click 'Common Verification Service Registration' Refer the given screenshot.</p> 
Step 4	 <p>Click the Service names to get details of each service Refer the given screenshot.</p>

<p>Step 5</p>	<p>Check the checkboxes, to register for the corresponding service and attach purpose for each of the selected services. Refer the given screenshot.</p> 
<p>Step 6</p>	<p>Generate signature file from 'ITD e-Filing DSC Management Utility' and submit the form</p>
<p>Step 7</p>	<p>Success Message will be displayed.</p>  <p>After successful submission,</p> <ul style="list-style-type: none"> The registration request will be forwarded to e-Filing Admin for approval. Go to My Account -> Status of Common Verification Service Registration and check the approval status of the corresponding services registered. Only if the request is approved by the e-Filing Admin, the External Agencies will be able to access the service.

5 Common Verification Service-Technical Details

The Web service is used for verifying multiple parameters spanning across different request types.

5.1 WSDL Definition

The following table provides details on Common Verification Service-WSDL Properties:

Table 2: Common Verification Service–WSDL Properties

Property	Value
Definition URL	https://www.incometaxindiaefiling.gov.in/e-FilingSecWS/ditsecws/CommVerService?wsdl
End Point	https://www.incometaxindiaefiling.gov.in/e-FilingSecWS/ditsecws
Namespace	http://incometaxindiaefiling.gov.in/ditsecws/
Binding	CommVerServiceSoapBinding

Property	Value
SOAP Version	SOAP 1.1
Style	Document

5.2 Operations

The following table provides details on Common Verification Service-Operation Properties:

Table 3: Common Verification Service-Operation Properties

Property	Value
Operation	verifyDetails
Style	Document
Type	Request - Response
Input	verifyDetails
Output	verifyDetailsResponse
Send Attachments	False
Receive Attachments	False

5.3 Common Verification Service Request

The user id and password are required for authenticating the user. Once authenticated, then the user will be authorised (refer introduction section) to invoke the Web Service.

5.3.1 Request Parameters

The following table provides details on Common Verification Service-Request Parameters:

Table 4: Common Verification Service-Request Parameters

Property	Value	Mandatory
uniqueRequestId	Valid Unique Request Id	Yes
serviceId	Service Id for the subscribed service	Yes
searchParams	Map of search key and search values	Yes

5.3.2 Sample Request

The following is a sample request of Common Verification Service:

```
<soapenv:Envelope
xmlns:soapenv="http://schemas.xmlsoap.org/soap/envelope/"
xmlns:dit="http://incometaxindiaefiling.gov.in/ditsecws"
xmlns:req="http://incometaxindiaefiling.gov.in/ditsecws/request">
<soapenv:Header/>
<soapenv:Body>
<dit:verifyDetails>
<dit:DitRequest uniqueRequestId="xxxxxxxx">
<req:serviceId>10001</req:serviceId>
<req:searchParams>
<searchParam searchKey="searchKey1" searchValue="xxxxx"/>
<searchParam searchKey="searchKey2" searchValue="xxxxx"/>
</req:searchParams>
</dit:DitRequest>
</dit:verifyDetails>
</soapenv:Body>
</soapenv:Envelope>
```


5.4 Common Verification Service Response

The status of the sample request (Common Verification Service Sample Response) and parameters will be displayed as a response structure, mentioned in the following table:

Table 5: Common Verification Service–Response Parameters

Property	Value
uniqueRequestId	Valid Unique Request Id which was received in request
serviceId	Service Id which was received in request
responseParams	Map of search key and result values (isMatched: verification flag)

5.4.1 Common Verification Service Sample Response

The following is a sample response of Common Verification Service:

```
<soap:Envelope>
<soap:Body>
<verifyDetailsResponse>
  <DitResponse uniqueRequestId="xxxxxxxx">
<serviceId>10001</serviceId>
<responseParams>
  <responseParam searchKey="searchKey1" isMatched="N"/>
  <responseParam searchKey="searchKey2" isMatched="Y"/>
</ responseParams>
  </DitResponse>
</verifyDetailsResponse>
</soap:Body>
</soap:Envelope>
```

5.5 Common Verification Service Error

The following table lists the error messages of Common Verification Service:

Table 6: Common Verification Service–Error Messages

S.No.	Error Code	Error Description
1	COM_VER_001	Data is not present in one of the mandatory fields
2	COM_VER_002	Null data is passed in the request parameters
3	COM_VER_003	Invalid Service Id
4	COM_VER_004	One or more of the required fields are absent

5.5.1 Common Verification Service Sample Error

The following is a sample error of Common Verification Service:

```
<soap:Envelope xmlns:soap="http://schemas.xmlsoap.org/soap/envelope/">
<soap:Body>
<soap:Fault>
<faultcode>soap:Client</faultcode>
<faultstring>Error message.</faultstring>
</soap:Fault>
</soap:Body>
</soap:Envelope>
<ns3:verifyDetailsResponse
xmlns:ns2="http://incometaxindiaefiling.gov.in/ditsecws/request"
xmlns:ns3="http://incometaxindiaefiling.gov.in/ditsecws"
xmlns:ns4="http://incometaxindiaefiling.gov.in/ditsecws/response">
<ns3:DitResponse uniqueRequestId="EXTAXXXX-XXXXXXXXXXXX">
<ns4:ErrorCode>COM_VER_004</ns4:ErrorCode>
<ns4:ErrorDesc>One or more of the required fields are absent</ns4:ErrorDesc>
</ns3:DitResponse>
</ns3:verifyDetailsResponse>
```

5.6 Audit Record Service–Technical Details

The web service is used to record the details of the service used in Common Verification Service-Technical Details.

5.6.1 Audit Record Service WSDL Definition

The following table provides details on Audit Record Service WSDL Properties:

Table 7: Audit Record Service-WSDL Properties

Property	Value
Definition URL	https://www.incometaxindiaefiling.gov.in/e-FilingSecWS/ditsecws/AuditRecordService?wsdl
End Point	https://www.incometaxindiaefiling.gov.in/e-FilingSecWS/ditsecws
Namespace	http://incometaxindiaefiling.gov.in/ditsecws/
Binding	AuditRecordServiceSoapBinding
SOAP Version	SOAP 1.1
Style	Document

5.6.2 Audit Record Service Operations

The following table provides details on Audit Record Service-Operation Properties:

Table 8: Audit Record Service-Operation Properties

Property	Value
Operation	auditRecord
Style	Document
Type	Request – Response
Input	auditRecord
Output	auditRecordResponse
Send Attachments	False
Receive Attachments	False

5.7 Audit Record Service Request

The User Id and Password is required for authenticating the user. Once authenticated, the user will be authorised (Refer [Introduction](#) section) to invoke the Web Service.

5.7.1 Audit Record Service Request Parameters

The following table provides details on Common Verification Service-Request Parameters:

Table 9: Audit Record Service-Request Parameters

Property	Value	Mandatory
uniqueRequestId	Valid Unique Request Id	Yes
serviceId	Service ID of the actual service that was invoked for verification	Yes
origUniqueReqId	Unique Request ID of the actual service that was invoked for verification	Yes
auditInfoName	Name of the service for which Common Verification Web service was invoked	Yes
auditInfoValue	The actual generated by the External Agency	Yes

5.7.2 Audit Record Service Sample Request

The following table represents the sample request of Audit Record Service:

```
<soapenv:Envelope xmlns:soapenv="http://schemas.xmlsoap.org/soap/envelope/"
xmlns:dit="http://incometaxindiaefiling.gov.in/ditsecws"
xmlns:req="http://incometaxindiaefiling.gov.in/ditsecws/request">
  <soapenv:Header/>
  <soapenv:Body>
    <dit:auditRecord>
      <dit:DitRequest uniqueRequestId="EXTAXXXX-xxxxxxx">
        <req:serviceId>10001</req:serviceId>
        <req:origUniqueReqId> EXTAXXXX-yyyyyy </req:origUniqueReqId>
        <req:auditInfoName>Passport Id generation</req:auditInfoName>
        <req:auditInfoValue>XXXXXXXX</req:auditInfoValue>
      </dit:DitRequest>
    </dit:auditRecord>
  </soapenv:Body>
</soapenv:Envelope>
```

5.8 Audit Record Service Response

The status for the given Service and Parameters (Audit Record Service Sample Response) will be displayed as a response structure, defined in the following table:

Table 10: Audit Record Service-Response Parameters

Property	Value
uniqueRequestId	Valid Unique Request Id which was received in request
result	The result of the operation which can be either SUCCESS or FAILURE

5.8.1 Audit Record Service Sample Response

The following is a sample response of Audit Record Service:

```
<soap:Envelope xmlns:soap="http://schemas.xmlsoap.org/soap/envelope/">
  <soap:Body>
    <ns2:auditRecordResponse
xmlns:ns3="http://incometaxindiaefiling.gov.in/ditsecws/response"
xmlns:ns2="http://incometaxindiaefiling.gov.in/ditsecws"
xmlns="http://incometaxindiaefiling.gov.in/ditsecws/request">
      <ns2:return uniqueRequestId="EXTAXXXXXX-xxxxxx">
        <ns3:result>SUCCESS</ns3:result>
      </ns2:return>
    </ns2:auditRecordResponse>
  </soap:Body>
</soap:Envelope>
```

5.9 Audit Record Service Error

The following table lists the error messages of Audit Record Service:

Table 11: Audit Record Service-Error Messages

S.No.	Error Code	Error Description
1	AUD-REC-ERR-10001	No successful previous request
2	AUD-REC-ERR-10002	Service ID does not exist
3	AUD-REC-ERR-10003	Request already stored

5.9.1 Audit Record Service Sample Error

The following is a sample error of Audit Record Service:

```
<soap:Envelope xmlns:soap="http://schemas.xmlsoap.org/soap/envelope/">
  <soap:Body>
    <ns2:auditRecordResponse
xmlns:ns3="http://incometaxindiaefiling.gov.in/ditsecws/response"
xmlns:ns2="http://incometaxindiaefiling.gov.in/ditsecws"
xmlns="http://incometaxindiaefiling.gov.in/ditsecws/request">
      <ns2:return uniqueRequestId="EXTA000000-123456">
        <ns3:ErrorCode>AUD-REC-ERR-10003</ns3:ErrorCode>
        <ns3:ErrorDesc>Request Already Stored</ns3:ErrorDesc>
      </ns2:return>
    </ns2:auditRecordResponse>
  </soap:Body>
</soap:Envelope>
```

6 Service Details

6.1 Service ID (10001)–PAN Verification

This Webservice provides verification of PAN to be used by External Agencies.

6.1.1 PAN Verification Service Request Parameters

The following table provides details on the Request Parameters

Table 12: Request Parameters for PAN Verification

Field Name	Description	Mandatory
serviceId	10001	Yes
searchParams	Map of parameters to be verified	Yes

6.1.2 List of Search Parameters for PAN Verification

The following table provides details on search parameters for PAN Verification

Table 13: List of Search Parameters for PAN Verification

Field Name	Description	Mandatory
pan	PAN of the user	Yes
fName	First Name	No
midName	Middle Name	No
surname	Sur Name	Yes
dob	Date of Birth	Yes
gender	Gender	No
fullName	Full Name(Name on PAN card)	No

6.1.3 PAN Verification Service Sample Request

```
<?xml version="1.0" encoding="UTF-8" standalone="yes"?>
<ns2:CommVerRequest
xmlns:ns2="http://incometaxindiaefiling.gov.in/ditsecws/request"
uniqueRequestId="EXTA000000-123456">
  <ns2:serviceId>10001</ns2:serviceId>
  <ns2:searchParams>
    <searchParam serachKey="pan" serachValue="XXXXXXXXXX"/>
    <searchParam serachKey="fName" serachValue="ABCD"/>
    <searchParam serachKey="midName" serachValue="EFGH"/>
    <searchParam serachKey="surName" serachValue="IJKL"/>
    <searchParam serachKey="dob" serachValue="01/01/1900"/>
    <searchParam serachKey="gender" serachValue="M"/>
  </ns2:searchParams>
</ns2:CommVerRequest>
```

6.1.4 PAN Verification Service Response Parameters

The following table provides details of response parameters:

Table 14: Response Parameters for PAN Verification

Field Name	Description	Mandatory
serviceId	10001	Yes
Response	Map of result parameters	Yes

6.1.5 List of Result Parameters for PAN Verification Response

The following table provides details on result parameters for PAN Verification.

Table 15: List of Result parameters for PAN Verification

Field Name	Description	Mandatory
pan	Verification flag (Y/N)	Yes
fName	Verification flag (Y/N)	Yes
midName	Verification flag (Y/N)	No
Surname	Verification flag (Y/N)	Yes
dob	Verification flag (Y/N)	Yes
gender	Verification flag (Y/N)	No
fullName	Verification flag (Y/N)	No

6.1.6 PAN Verification Service Sample Response

```
<?xml version="1.0" encoding="UTF-8" standalone="yes"?>
<ns2:CommVerResponse
xmlns:ns2="http://incometaxindiaefiling.gov.in/ditsecws/response"
uniqueRequestId="EXTA000000-123456">
  <ns2:serviceId>10001</ns2:serviceId>
  <ns2:response>
    <result serachKey="PAN" isMatched="Y"/>
    <result serachKey="fName" isMatched="N"/>
    <result serachKey="midName" isMatched="Y"/>
    <result serachKey="surName" isMatched="Y"/>
    <result serachKey="dob" isMatched="Y"/>
    <result serachKey="gender" isMatched="N"/>
  </ns2:response>
</ns2:CommVerResponse>
```

6.1.7 PAN Verification Service Error Codes

The following table lists the error messages:

Table 16: Common Verification Service–Error Messages

S.No.	Error Code	Error Description
1	COM_VER_005	Invalid PAN
2	COM_VER_006	Entered PAN does not exist
3	COM_VER_007	Entered PAN is inactive

6.2 Service ID (10002)–TAN Verification

This WebService provides verification of TAN to be used by External Agencies

6.2.1 Request Parameters

The following table provides details on the Request Parameters:

Table 17: Request Parameters for TAN Verification

Field Name	Description	Mandatory
serviceId	10002	Yes
searchParams	Map of parameters to be verified	Yes

6.2.2 List of Search Parameters for TAN Verification

The following table provides details on search parameters for TAN Verification:

Table 18: List of Search parameters for TAN Verification

Field Name	Description	Mandatory
TAN	TAN of the user.	Yes
name	Full Name (First Name Middle Name Last Name)	No
PAN	Organization PAN	No
status	status	No

6.2.3 TAN Verification Service Sample Request

The following table represent the sample request:

```
<?xml version="1.0" encoding="UTF-8" standalone="yes"?>
<ns2:CommVerRequest
xmlns:ns2="http://incometaxindiaefiling.gov.in/ditsecws/request"
uniqueRequestId="EXTA000000-123456">
  <ns2:serviceId>10002</ns2:serviceId>
  <ns2:searchParams>
```

```

<searchParam serachKey="tan" serachValue="XXXXXXXXXX"/>
<searchParam serachKey="name" serachValue="ABCD"/>
<searchParam serachKey="pan " serachValue="XXXXXXXXXX"/>
<searchParam serachKey="status" serachValue="X"/>
</ns2:searchParams>
</ns2:CommVerRequest>
    
```

6.2.4 TAN Verification Service Response Parameters

Table 19: Response Parameters for TAN Verification

Field Name	Description	Mandatory
serviceId	10002	Yes
response	Map of result parameters	Yes

6.2.5 List of Result Parameters for TAN Verification Response

The following table provides details on result parameters for TAN Verification:

Table 20: List of Result Parameters for TAN Verification

Field Name	Description	Mandatory
TAN	Verification flag (Y/N)	Yes
name	Verification flag (Y/N)	No
PAN	Verification flag (Y/N)	Yes
status	Verification flag (Y/N)	No

6.2.6 TAN Verification Service Sample Response

```

<?xml version="1.0" encoding="UTF-8" standalone="yes"?>
<ns2:CommVerResponse
xmlns:ns2="http://incometaxindiaefiling.gov.in/ditsecws/response"
uniqueRequestId="EXTA000000-123456">
  <ns2:serviceId>10002</ns2:serviceId>
  <ns2:response>
    <result serachKey="TAN" isMatched="Y"/>
    <result serachKey="name" isMatched="N"/>
    <result serachKey="PAN" isMatched="Y"/>
    <result serachKey="status" isMatched="N"/>
  </ns2:response>
</ns2:CommVerResponse>
    
```

6.2.7 TAN Verification Service Error Codes

The following table lists the error messages:

Table 21: TAN Verification Service–Error Messages

S.No.	Error Code	Error Description
1	COM_VER_012	Invalid TAN
2	COM_VER_013	TAN does not exist
3	COM_VER_014	TAN is inactive